

HANDCRAFTS

2025 COMPETITION GUIDE


It's your moment to shine!
Enter today.

For more than 170 years the California State Fair has been a constant showcase of the talents and achievements of the people of California. Entering into the California State Fair's 2025 Competitive Exhibits Program allows you the opportunity to showcase your abilities, and revel in your accomplishments!

The California State Fair's friendly competitions are designed to acknowledge the best of the Golden State. Our Competitive Programs inspire talented Californians, as well as highlight the latest advances in technology, agriculture, and industry.

More than 750,000 visitors are expected at the State Fair this summer. Your work is an integral part of the State's celebration, and we look forward to seeing your talents on display during the annual State Fair from July 11-27. We encourage you to enter today and begin making lasting memories for yourself, and for the hundreds of thousands of State Fair patrons!

Sincerely,



Tom Martinez

Chief Executive Officer

GOVERNOR

Gavin Newsom

CALIFORNIA STATE FAIR

BOARD OF DIRECTORS

Chair, Kim Craig, Sacramento

Vice Chair, Nick Hardeman, Sacramento

Arturo Barajas, Sacramento

Heather Bernikoff, Catheys Valley

Rina V. Dimare, Clarksburg

Willie Pelote, Sacramento

Che Salinas, Sacramento

EX-OFFICIO MEMBERS

Senator Angelique Ashby Assembly

Senator Melissa Hurtado

Assembly Member Maggy Krell

Assembly Member Esmeralda Soria

CHIEF EXECUTIVE OFFICER

Tom Martinez

PROGRAMS MANAGER

Jaime Ramirez

OFFICE OF THE GOVERNOR

California Agriculture Fair Season



It is my pleasure to welcome you to the 2025 California fair season!

From the first fair of the season in February to the last in late October, fairgrounds across the state are busy planning for one of the largest events of the year. These annual fair events have so much to offer.


At the fair, you can expect to find the traditional corn dogs, cotton candy, and carnival rides. In addition to these delicious treats and fun entertainment, you can also enjoy competitions, exhibitions, and educational activities. Your participation as exhibitors helps promote the importance of agriculture and food production throughout our state.

Aside from the annual fair, California fairgrounds remain busy hosting a variety of other events throughout the year. Most of these events are fun and festive celebrations that represent the culture and diversity of the communities that surround the fairgrounds. However, our fairgrounds are also amongst the first to serve in times of despair during emergencies and evacuations.

As resiliency centers, our fairgrounds provide safe shelter and build community preparedness as hazards like wildfires, floods and extreme heat become longer lasting and more frequent in California. During disasters, the fairgrounds offer a place to stay with kitchen and sanitation facilities, showers, and other resources.

Our fairgrounds are so important for our communities and so are exhibitors and advocates like you! Thank you for your many contributions to the continued success of the fairgrounds.

Sincerely,



GAVIN NEWSOM



CALIFORNIA DEPARTMENT OF
FOOD & AGRICULTURE

Karen Ross, Secretary

January 8, 2025

On behalf of the California Department of Food and Agriculture, a warm welcome to you as we all prepare for the exciting 2025 fair season! We are thrilled you are joining us this year and sincerely thank you for your continued involvement in showcasing your products, livestock, and expertise. Your contributions help make our fairs successful and provide an invaluable experience for our communities.

Fairs play an essential role in connecting food and agriculture with the public. They are not only a time for us to celebrate the fruits of our labor, but also serve as a critical platform for educating future generations about the importance of farming and food production, livestock management, and sustainable practices. Through your participation, you directly contribute to the appreciation of the vital role agriculture plays in our lives and foster an understanding of the tremendous diversity, innovation and new technology that create new opportunities in agriculture and our rural communities.

The fairgrounds are not just a venue for the annual events. Throughout the year, they serve as a hub for various interim activities that support local economies, offer educational programming, and foster community engagement. From hosting agricultural workshops and livestock sales to providing facilities for regional competitions and cultural festivals, the fairgrounds contribute to the vibrancy and resilience of our agricultural community. Additionally, they play an important role in emergency preparedness, providing a space for disaster response and recovery efforts during critical situations, such as flooding or extreme weather events.

We understand the dedication and hard work that goes into preparing for the fair, and we want to express our deep gratitude for your commitment to making each fair season a success. Your participation ensures the continued relevance of our fairs and strengthens the agricultural ties that bind us all together as a community.

We look forward to this fair season and its great success!

Yours truly,

Karen Ross
Secretary



TABLE OF CONTENTS

Important Information to Know	5
Contact	5
Entry Dates & Deadlines	5
Why Enter the Competition?	5
Competition Overview	6
Who Can Enter & Entry Fee.....	6
Entry Deadline.....	6
How To Enter	6
Photographing Your Entry	8
Rules & Requirements	9
Entries.....	9
Display of Accepted Entries.....	10
Disclaimers	10
Special Conditions For Limited Entries.....	11
Delivery, Shipping, & Pick-up	12
Hand Delivery & Pick-up.....	12
Show Selection Notification.....	12
Shipped Entries.....	13
Judging	13
Awards	14
Sales Information	14
Sponsor Awards	15
Divisions & Classes: Handcrafts	17
Division 104: Ceramics	17
Division 106: Dolls & Toys.....	17
Division 108: Glass	18
Division 112: Gourds	18
Division 114: Jewelry & Bead Art	18
Division 116: Leather	18
Division 119: Origami	19
Division 120: Paper Craft	19
Division 121: Models	19
Division 126: Straw Art	20
Division 128: Wood Art.....	20
Division 130: Other Handcraft	20
Handcraft Judging Criteria.....	20
Division 225: Crafts Special Contest: Action Sports	21
2025 General Rules	22

Please visit the following link for rules online:

<https://calexpostatefair.com/wp-content/uploads/2025/01/25-General-Rules.pdf>

IMPORTANT INFORMATION TO KNOW

Contact: Deborah Godfrey
California Crafts Coordinator
Phone: (916) 799-7866 & E-mail: dgodfrey@calexpo.com

Entry Dates & Deadlines:

February 7	Entries Open Registration Online
May 15	Entries Close Online at 11:59 PM & entry fees must be paid
May 23	Preliminary Acceptance Notification Email by 6 PM
May 30	Shipped entries due
May 30 & 31	Hand deliver entries 9AM - 5PM (EXPO CENTER, BUILDING 8)
June 9	Non-Displayed Entries Notification Email by 6PM
June 13 & 14	Pick up non-displayed entries 9AM - 5PM (EXPO CENTER, BUILDING 8)
July 11	Exhibition Opens. Award Results posted Online
July 13	Awards Ceremony (Expo Center, location based on weather)
August 1 & 2	Pick up exhibits 9AM - 5PM (EXPO CENTER, BUILDING 8)
August 1	Begin returning shipped items

The California State Fair July 11-27, 2025

The California State Fair has always been the awe-inspiring showcase of the state's finest, and ever since the first fair in 1854, California has upheld this tradition. People come from all over to witness the competition and innovation that our exhibitors produce. We continue to add new and exciting competitions to our competitive programs to showcase California's very best!

Why enter the Competition?

Making something that is beautiful, useful, decorative, intricate and/or challenging is an accomplishment in itself. Artisans and craftspersons spend many hours perfecting their techniques and finding just the right materials. The resulting items are frequently admired by family, friends, and acquaintances. Entering the item into a competition is a way to share it with a much wider audience and gain accolades far beyond one's closest family and friends. Exhibited items can inspire fair visitors to learn a new skill or perfect one that they've been working on for a while and adds value to the craft. In the end, everyone wins!

COMPETITION OVERVIEW



The mission of California handcrafts is to provide, through fair and equitable competition, a California State Fair exhibit of the finest examples of crafts being done in the state.

Who Can Enter & Entry Fee

California residents who have reached 18 years of age as of January 1, 2025.

Handcrafts - \$12

Special Contest: Action Sports \$12

Entry Fee is non-refundable.

Entry Deadline

All entries must be registered online, an image of your entries uploaded, and entry fees paid, at <https://calexpos.fairwire.com> by 11:59 pm May 15, 2025. Late entries will not be allowed.

How to Enter

1. Go to **CalExpoStateFair.com** and click on the **California Crafts** icon under the competitions page and follow the instructions. Use a Visa or MasterCard to pay entry fees.
 - a. Names, titles, addresses, etc. will be **exactly** as entered for award tags and payment of award premiums. Please pay special attention to proper spelling, capitalization, full names of cities/counties, no abbreviations, and the correct mailing address.
 - b. **“Descriptions” may not contain personally identifying information.** List any kits, materials, and techniques used only.
2. **You must upload a photograph of your craft item to complete your entry. The photograph has no bearing on if your item is accepted. All items entered in the Handcrafts divisions will be accepted for judging as long as**

they meet standards and requirements. The photograph is required for identification and entry tag purposes only.

3. After payment of fees within ShoWorks, a box will appear with a notification.
 - a. Click “**Upload Files**” button.
 - b. Confirm that the Division and Class across the top of the window are correct for the entry image files being submitted.
 - c. Click “**Choose File**” and choose a saved file from your computer. Click **Open**”
 - d. Confirm that the thumbnail to the right of the title is the correct photo and Click “**upload.**”
 - e. When progress bar reads “**100%**” and “**Upload Complete,**” click the next” button.
 - f. If you have another entry, continue to upload required photos repeating steps.
 - g. When all images are uploaded, click “**Done.**”
 - h. If after you have finished and quit, you discover you have uploaded the wrong image file(s) you can log back into “**My Account**” and select “**View/Print transactions made by the Exhibitor**” and select the “**Upload Files**” button. The second upload to entry will replace the initial image with the newly uploaded file.
4. The California Crafts competition is unique in that the entry cannot be adequately judged from a photograph. The photograph submitted at the time of entry is used to determine that the entry meets the standards of the basic rules and requirements of the competition, and to determine if the work is entered in the correct Division and Class. Notification of acceptance (Accepted/Not Accepted) will be posted to the California Crafts web page CalExpoStateFair.com/crafts/. Results will be posted by entry number and listed by Division and Class are scheduled to be posted on June 6, 2025 by 6pm. No results will be given over the phone. Any work not on the accepted list should not be delivered to Cal Expo/ California State Fair.
5. “**Accepted**” entries must be delivered to Cal Expo for a Confirmation judging for potential placement. (See Calendar)

Photographing Your Entry for the CALIFORNIA State Fair

Fill the Frame

Get as close to your artwork as possible. Make sure only your artwork fills the entire frame.



DO NOT Include Background Items

For 3-D items, use draped fabric for a neutral background. Include frame only if considered part of the artwork.



Shoot Straight

Stand your art up straight and take your photo at the same level as your artwork.



Use Natural Light

Outdoor light gives the best results. A flash may reflect off of smooth surfaces or make your image look flat.



Focus

Make sure your photo is in focus.





3-D Entries

Photograph 3-D entries from 3 different angles to show every detail.



Photographs & Graphic Arts

Convert the original image file to a 6MB .jpeg, .gif, .bmp, .png, or .tiff file.



Square It Up!

Objects look rounded when photographed too close. Back up, retake the shot, & crop image.



OTHER TIPS

- ✓ Digital images must be an accurate representation of the artwork. Misrepresented entries will be disqualified and not exhibited.
- ✓ If the artwork is already framed, take it out of the frame if possible to photograph it.
- ✓ Do not caption or “watermark” the digital image.
- ✓ Photo maximum file size: 7MB If the file size is larger, use a photo editing program to resize file. Free programs available: Microsoft Image Resizer, Microsoft Photo Editor, Picasa, Infranview, Photoscape, and others.
- ✓ Save images in RGB only.

RULES & REQUIREMENTS

There are no prerequisites for entry into this competition.

Entries

1. **All entries must be original work created by the entrant and cannot include any element created or significantly altered using Artificial Intelligence (AI).**
2. **There is a limit of 3 entries in a single Class per individual.** This means for example, that you may enter up to three (3) items in a Division's Class 1 and up to three items in each of Class 2, 3, and 4.
3. All entries must be the work of the exhibitor or exhibitors who entered and to whom the premium will be paid.
4. Entries must be complete, new, clean, sanitary, and made within the past two years. Soiled entries (including apparel) will be disqualified. Damaged entries will not be accepted. Wet or otherwise unfinished entries will not be accepted.
5. When photographing your entry, do not include extra items/props with the item to be judged.
6. Same or identical items cannot be entered in more than one competitive Division or Class with the exception of items also entered into Special Contest.
7. Entries may not be entered into Handcrafts more than once.
8. Entries must be entered in the Division or Class which is the most appropriate for the items and is the main focus of judging.

Example: If you are entering a gourd, however, the center features blown glass, and you want the glass to be the focus of judging, enter the Handcrafts Competition, Glass Division. If you want the gourd to be the focus of judging, enter the appropriate Gourd Division.
9. Transfers: At the discretion of the Judge or Program Coordinator, an entry may be transferred to a Division or Class deemed more appropriate or where it may be more competitive.
10. Commercial Kits: If a commercial kit was used in the construction of the entry, it **must be listed** under "Description" when entered online.

Display of Accepted Entries

1. Entries requiring hanging must be equipped for hanging.
2. Three-dimensional entries not intended to be hung are to be on a base when necessary for structural support and proper presentation. The State Fair may, at its discretion, choose not to use the base provided by the exhibitor.
3. The manner of display and placement of entries is entirely at the discretion of the California State Fair. Care will be taken to assure the proper and appropriate display of all entries.
4. The State Fair cannot guarantee that all preferred display requirements of an entry can be provided (i.e., electricity, showcase, pedestal, special lighting, special location, water source, computer service, or any other special requirement).
5. Entries placing 1st, 2nd, 3rd will be displayed. Honorable Mention entries will be displayed as space allows.

Disclaimers

1. Although great care will be exercised in the course of receiving, handling, and displaying entries, the Fair is not responsible for any technical malfunctions, failures, omission, interruption, or defect of any entries, nor are we responsible for entries that are not received in accordance with rules due to a computer or electronic malfunction, or other reason.
2. The Fair is not responsible for any display props left with the work. The submission of display props is neither encouraged or required, and they are left at the risk of not being returned to the exhibitor.
3. Insurance is the responsibility of the exhibitor. The Fair does not ensure exhibits and is not responsible for any loss, damage, or theft of entries.
4. Photographs are taken throughout Cal Expo during the Fair and are used for publicity purposes and archives. By submitting your entry, exhibitors are giving the Fair permission to use photographs without compensation to, or prior approval from the exhibitor.



Special Conditions For Limited Entries

If there are fewer than three (3) entries in a Division or Class, these entries, though dissimilar, will be awarded and judged as one Class. First, second, and third place, and Best of Division will be awarded, entries will still be eligible for Best of Show.

Example: A Division received only one entry in each of three Classes. These three entries will be combined as a Class and awarded 1st, 2nd, and 3rd, and Best of Division.

DELIVERY, SHIPPING, & PICK UP

Hand Delivery & Pick-up:

1. Hand deliver **“Accepted”** entries to Cal Expo Fairgrounds, Expo Center, Building 8, as directed by signage. (See Map and Calendar)
2. Entry will receive a Claim Ticket at drop off. Please retain this ticket to redeem your entry after the Fair.
3. Entrants are responsible for unloading and loading their entry. **If size and bulk requires special equipment for unloading, please contact the California Handcrafts Coordinator prior to delivery.**
4. Post Fair, pick up all entries from Expo Center, Building 8. (See Map and Calendar)
5. Directions to **Expo Center, Building 8**: Enter Cal Expo Fairgrounds via Gate 12 at Ethan and Hurley Way and follow the access road past the waterpark. Expo Center is directly ahead. Parking is available around buildings.
6. If someone other than the entrant will be dropping off or picking up an entry, they must bring a signed letter of authorization from the entrant. No exceptions.
7. **Exhibitors unable to pick up hand-delivered entries must send in an appropriately sized envelope or box with shipping information and pre-paid postage to have their entries shipped back to them. Please also include shipping form, available online at CalExpoStateFair.com/competitions.**
8. **Entries not picked up by September 1, 2025**, will be considered abandoned and will be recycled or donated to charity.

Show Selection Notification:

During in person judging the entries will be placed (1st, 2nd, 3rd, etc.). Those being selected for awards will be displayed as space allows. Notification of acceptance (Accepted/Not Accepted) will be posted to the California Crafts web page CalExpoStateFair.com/crafts/. Results will be posted by entry number and listed by Division and Class. Order of the results displayed is not indicative of the placings. Results are scheduled to be posted on June 9th by 6 pm. No results will be given over the phone.

Shipped Entries:

1. Shipped entries arriving at the California State Fairgrounds after the Delivery Deadline of May 30, 2025, (see Calendar) will not be judged or displayed.

Mail or ship **“Accepted”** entries to:

California Handcrafts Competition

California State Fair
Administration Building
1600 Exposition Blvd.
Sacramento, CA 95815

2. All shipped entries must be accompanied by a Shipping Form available online at **CalExpoStateFair.com/competitions**.
3. Entrants assume all responsibility for the condition of their entry and the quality of the shipping containers. Shipping insurance is the responsibility of the exhibitor.
4. Shipping containers must be reusable for return shipping purposes. The Fair will not provide any additional packing material.
5. All framed entries must have Plexiglas, not glass!
6. Shipped or mailed entries will be returned after August 1, 2025.

JUDGING

1. The American System of Judging is used for the evaluation of entries in California Handcrafts.
2. The California State Fair engages judges who are well qualified in the field (or fields) they judge.
3. The decisions of the judges are final.

AWARDS

The California State Fair will award the following:

HANDCRAFT AWARDS

Best of Show.....	\$100 and Golden Bear Trophy
Best of Division	Rosette and \$50
1 st Place.....	Ribbon and \$40
2 nd Place	Ribbon and \$30
3 rd Place	Ribbon and \$20
Honorable Mention.....	Ribbon

1. No exhibitor will be paid more than two cash premium awards in any one Class.
2. **Best of Division Awards:** First Place winners in each Class are eligible for Best of Division.
3. **Best of Show Awards:** Best of Division winners are eligible for Best of Show.
4. All awards are based on merit and may or may not be awarded at the judge's discretion.

For those entrants not able to attend awards ceremony on July 13th, ribbons and trophies will be available for pick up during pick up dates or mailed with shipped/returned entries after the Fair. See Calendar for entry pick up & shipping dates.

SALES INFORMATION

Entrants will have the option of placing their work for sale. When setting the price of their work, entrants are advised to take into consideration the commission, the cost of framing and/or otherwise preparing their work for display, as well as the cost of delivery of their work. **A commission of 30% of the purchase price** on each item sold will be retained. A portion of the commission will be donated to the Friends of the California State Fair

SPONSOR AWARDS

*This page will be updated as sponsors and donors are identified.

*This page will be updated as sponsors and donors are identified.

DIVISIONS & CLASSES: HANDCRAFTS

Entry Fee: \$12.00 per entry.

Special Rules included here are in addition to the Rules and Requirements and the General Rules.

Division 104: Ceramics

Class 1 - Hand-built Ceramics

Class 2 - Wheel-thrown Ceramics

Class 3 - Any Other Ceramic Item

Notes and Special Rules for Division 104:

- a. This division does not include Porcelain Painting which, beginning this year, has been moved to the Fine Arts Competition.

Division 106: Dolls & Toys

Class 1 - Amigarumi

Class 2 - Handmade Dolls

Class 3 - Other Dolls

Class 4 - Handmade Toys

Notes and Special Rules for Division 106:

- a. **Class 1:** Includes only knitted or crochet dolls or toys; if a pattern or kit is used, state the name of the pattern and or designer in the entry description.
- b. **Class 2:** All mediums including porcelain, up-cycled mixed media pieces, art dolls, cloth dolls, etc., but dolls and stuffed animals must be 100% made by the competitor except for props and accessories, but these should not be more than 5% of the entry. Kits and patterns are not allowed in this Class.
- c. **Class 3:** Includes reproduction and kit dolls; if a kit or pattern is used, the entry description **must state the name** of the original designer/artist and/or the name of the kit.
- d. **Class 4:** Excludes dolls. Wood toys should be entered into Division 128: Wood Art, Class 4 Toys, Puzzles, and other Wood Projects.

Division 108: Glass

- Class 1 - Blown Glass
- Class 2 - Stained Glass
- Class 3 - Fused Glass
- Class 4 - Any other Glass

Division 112: Gourds

- Class 1 - Pyrography
- Class 2 - Painted/Colored
- Class 3 - Carved/Filigree
- Class 4 - Coiling
- Class 5 - Other Gourd Art

Notes and Special Rules for Division 112:

- a. **Class 5:** Includes but is not limited to embellished, mixed media, masks, etc.

Division 114: Jewelry & Bead Art

- Class 1 - Fine Jewelry
- Class 2 - Jewelry - Strung Beads
- Class 3 - Jewelry - Wrapped Beads
- Class 4 - Bead Weaving
- Class 5 - Any other Bead Art

Notes and Special Rules for Division 114:

- a. **Class 1:** Entries should be made of precious metals and precious or semi-precious stones.
- b. If a kit or pattern is used, the entry description **must state the name** of the original designer/artist and/or the name of the kit in the description field.

Division 116: Leather

- Class 1 - Stamping
- Class 2 - Carving
- Class 3 - Other Leathercraft

Notes and Special Rules for Division 116:

- a. **Class 1:** Exclusive use of stamping tools, no use of swivel knives.
- b. **Class 2:** Complete from initial swivel knife cuts, through the carving process and decorative cuts.

- c. **Class 3:** Includes, but is not limited to, multiple techniques, molding, stitching, assembling etc. but does not include garments. May include footwear.

Division 119: Origami

Class 1 - Origami

- Class 1:** Origami entries must specify the number of paper(s), if there are cuts, or if glue or other adhesives were used. If not an original design by entrant, entry description must credit original designer.

Division 120: Paper Craft

Class 1 - Greeting Cards

Class 2 - Scrapbook Pages

Class 3 - Other Paper Arts & Crafts

Notes and Special Rules for Division 120:

- a. **Class 1:** Greeting Card entries must be signed on the back and signature must be covered by a post-it note or other removable tape.
- b. **Class 2:** Scrapbook entries must be 1 page only; pages must be signed on the back and signature must be covered by a post-it note or other removable tape; do not furnish frames. Excludes digital scrapbooks.
- c. **Class 3:** Includes, but is not limited to: quilling, paper mache, collage, paper making, etc. Excludes digital scrapbooks.

Division 121: Models

Class 1 - Vehicles

Class 2 - Buildings and Rooms

Notes and Special Rules for Division 121:

- a. **Class 1:** Includes, but is not limited to cars, trains, planes, boats, or other modes of transport. If kit or manufactured items are used, the entry description must include the name and manufacturer of the kit(s). If the entry is 100% handmade, entry description must include this information.
- b. **Class 2:** Includes, but is not limited to doll houses, dioramas, miniature rooms, etc. If kit or manufactured items are used, entry description must include the name and manufacturer of the kit(s); if the item is 100% handmade, entry description must include this information.

Division 122: Porcelain Painting

Based on President Jimmy Carter's Presidential Proclamation 4772, declaring porcelain painting to be a fine art, beginning this year Porcelain Painting entries should be entered in the Fine Arts Competition, Division 416.

Division 126: Straw Art

Class 1 - Marquetry

Class 2 - Free Standing Works

Class 3 - Wall Hanging Works

Class 4 - Any other type of Straw Art

Division 128: Wood Art

Class 1 - Wood Carving

Class 2 - Wood Turning

Class 3 - Woodworking

Class 4 - Toys, Puzzles, & other Wood Projects

Notes and Special Rule for Division 128:

Maximum size is 60" x 48" x 24."

Division 130: Other Handcraft

Class 1 - Decorative Painting, other than porcelain painting

Class 2 - Any other Handcraft, may include Basketry

Handcraft Judging Criteria

- Workmanship (including technique, if applicable)
- Level of Difficulty
- Design Elements (including color, texture)
- Visual Impact
- Originality/Creativity

CRAFTS SPECIAL CONTEST

Entry Fee: \$12 per entry

Special Rules included here are in addition to the Rules and Requirements and General Rules.

Division 225: “Action Sports”

Class 1 – Fiber & Needle Crafts

Class 2 – Handcrafts

Notes for Division 225:

- a. In addition to entry into Fiber and Needle Craftst or Handcraft Divisions, entries may also be entered into Special Contest.
- b. Items should be primarily handmade. Up-cycled items may be used. Entry description must note portions of entry that are up-cycled and not handmade.

Concept:

Cal Expo is proud to be hosting the 2025 Summer X-Games. In anticipation of this event, the Special Contest this year is Action Sports. Entries should reflect various events in X-Games such as skateboarding, BMX, freestyle motocross, skiing, snowboarding, or any other action sport.

“Action Sports” Judging Criteria:

- Level of Difficulty and/or Skill
- Craftsmanship
- Creative use of materials or fabric
- Relationship to concept/theme

SPECIAL CONTEST DEPARTMENT AWARDS

Best of Division	Rosette and \$50
1 st Place	Ribbon and \$40
2 nd Place	Ribbon and \$30
3 rd Place	Ribbon and \$20
Honorable Mention	Ribbon

*This Division is not eligible for Best of Show.

2025 GENERAL RULES

CLICK LINK OR SCAN QR CODE TO VIEW GENERAL RULES ONLINE:

<https://calexpostatefair.com/wp-content/uploads/2025/01/25-General-Rules.pdf>

