

STUDENT SHOWCASE

2025 COMPETITION GUIDE

It's your moment to shine!
Enter today.

For more than 170 years the California State Fair has been a constant showcase of the talents and achievements of the people of California. Entering into the California State Fair's 2025 Competitive Exhibits Program allows you the opportunity to showcase your abilities, and revel in your accomplishments!

The California State Fair's friendly competitions are designed to acknowledge the best of the Golden State. Our Competitive Programs inspire talented Californians, as well as highlight the latest advances in technology, agriculture, and industry.

More than 750,000 visitors are expected at the State Fair this summer. Your work is an integral part of the State's celebration, and we look forward to seeing your talents on display during the annual State Fair from July 11-27. We encourage you to enter today and begin making lasting memories for yourself, and for the hundreds of thousands of State Fair patrons!

Sincerely,



Tom Martinez

Chief Executive Officer

GOVERNOR

Gavin Newsom

CALIFORNIA STATE FAIR

BOARD OF DIRECTORS

Chair, Kim Craig, Sacramento

Vice Chair, Nick Hardeman, Sacramento

Arturo Barajas, Sacramento

Heather Bernikoff, Catheys Valley

Rina V. Dimare, Clarksburg

Willie Pelote, Sacramento

Che Salinas, Sacramento

EX-OFFICIO MEMBERS

Senator Angelique Ashby Assembly

Senator Melissa Hurtado

Assembly Member Maggy Krell

Assembly Member Esmeralda Soria

CHIEF EXECUTIVE OFFICER

Tom Martinez

PROGRAMS MANAGER

Jaime Ramirez



OFFICE OF THE GOVERNOR

2024 California Fair Season

Welcome to the 2024 California fair season!

California fairgrounds continue to play a vital role in our state. As we enter a new year, and prepare for the new fair season, there is so much to be excited about. As a California fair exhibitor, you have a key part to play in teaching the public about the history of agriculture and its importance for the Golden State. Whether you are a new or a seasoned exhibitor, this is a unique opportunity to engage with members of your community, form a connection with California's farmers and ranchers, and attract future generations of agricultural leaders.

Annual fairs in California provide an invaluable family experience and proudly display our state's vast diversity of cultures and traditions, all while operating as economic engines and creating jobs within their communities. When fairgrounds are not hosting their annual fairs and other events, they serve their communities as resilience centers. During various floods, storms, and wildfires last year, fairgrounds across the state were activated by their local Office of Emergency Services to serve as evacuation centers for people, pets, and livestock.

Time and time again, fairgrounds demonstrate their importance to our state, and so much of this would not be possible without the good work of our dedicated fair exhibitors. Thank you for your advocacy and commitment to our state and the agricultural community. We look forward to another successful year in 2024!

Sincerely,

A handwritten signature in black ink, appearing to read "Gavin Newsom", written over a horizontal line.

Gavin Newsom
Governor of California



CALIFORNIA DEPARTMENT OF
FOOD & AGRICULTURE

Karen Ross, Secretary

January 8, 2025

On behalf of the California Department of Food and Agriculture, a warm welcome to you as we all prepare for the exciting 2025 fair season! We are thrilled you are joining us this year and sincerely thank you for your continued involvement in showcasing your products, livestock, and expertise. Your contributions help make our fairs successful and provide an invaluable experience for our communities.

Fairs play an essential role in connecting food and agriculture with the public. They are not only a time for us to celebrate the fruits of our labor, but also serve as a critical platform for educating future generations about the importance of farming and food production, livestock management, and sustainable practices. Through your participation, you directly contribute to the appreciation of the vital role agriculture plays in our lives and foster an understanding of the tremendous diversity, innovation and new technology that create new opportunities in agriculture and our rural communities.

The fairgrounds are not just a venue for the annual events. Throughout the year, they serve as a hub for various interim activities that support local economies, offer educational programming, and foster community engagement. From hosting agricultural workshops and livestock sales to providing facilities for regional competitions and cultural festivals, the fairgrounds contribute to the vibrancy and resilience of our agricultural community. Additionally, they play an important role in emergency preparedness, providing a space for disaster response and recovery efforts during critical situations, such as flooding or extreme weather events.

We understand the dedication and hard work that goes into preparing for the fair, and we want to express our deep gratitude for your commitment to making each fair season a success. Your participation ensures the continued relevance of our fairs and strengthens the agricultural ties that bind us all together as a community.

We look forward to this fair season and its great success!

Yours truly,

Karen Ross
Secretary



TABLE OF CONTENTS

Important Information to Know	6
Contact	6
Entry Dates.....	6
Why Enter the Competition?	6
Reminders for 2025	6
Competition Overview	7
Who Can Enter & Entry Fee.....	7
Entry Deadline.....	7
How to Enter.....	7
Sales Information	8
Rules & Requirements	9
Entries.....	9
Disclaimers	10
Teachers Guide	10
Photographing Your Entry.....	12
Preparing Your Entry for Delivery	13
About the Artist Statement	13
Delivery, Shipping, & Pick-up	14
Hand Delivery	14
Pick-up	14
Shipped Entries.....	15
Judging	16
American System of Judging	16
Online Judging.....	16
Onsite Judging.....	16
Judging Criteria.....	16
Awards	17
Donor Awards	18
Divisions & Classes	20
600 - Drawing	20
605 - Mixed Media	20
610 - Painting	20
615 - Digital Art	20
620 - Photography	20
625 - 3D Artworks	20
630 - Ceramics.....	20
635 - Paper Crafts.....	20

636 - Origami.....	20
640 - Sewing, Fabric, Textiles.....	20
645 - Knitting, Crochet, Needlework.....	20
650 - Quilts, Blankets, Throws.....	21
655 - Woodworking.....	21
660 - Any Other Art or Crafts.....	21
665 - Drafting - Architectural.....	21
670 - Drafting - Mechanical.....	21
675 - Engineering - CAD Pictorial or Rendering.....	21
680 - Special Contest Skateboard Art.....	21
Divisions Definitions.....	22
600 - Drawing.....	22
605 - Mixed Media.....	22
610 - Painting.....	22
615 - Digital Art.....	22
620 - Photography.....	22
625 - 3D Artwork.....	23
630 - Ceramics.....	23
635 - Paper Crafts.....	23
636 - Origami.....	23
640 - Sewing, Fabric, Textiles.....	23
645 - Knitting, Crochet, Needlework.....	23
650 - Quilts, Blankets, Throws.....	23
655 - Woodworking.....	23
660 - Any Other Art or Crafts.....	24
665 - Drafting - Architectural.....	24
670 - Drafting - Mechanical.....	24
675 - Engineering - CAD Pictorial or Rendering.....	24
680 - Special Contest Skateboard Art.....	24
2025 General Rules.....	25

Please visit the following link for rules online:

<https://calexpostatefair.com/wp-content/uploads/2025/01/25-General-Rules.pdf>

IMPORTANT INFORMATION TO KNOW

Contact: Deborah Godfrey

Student Showcase Coordinator

Phone: (916) 799-7866 & E-mail: dgodfrey@calexpo.com

Entry Dates & Deadlines:

February 7	Entries Open Registration online
May 15	Entries Close online at 6 PM & entry fees must be paid
May 23	Results Emailed & Posted Online for Accepted Entries
May 30	Shipped Entries must be received by 4 PM
May 30-31	Accepted Entry Drop off 9AM - 5PM BOTH DAYS
June 6	Email Notification of Non-Displayed Items
June 13-14	Pick up of Non-Displayed Items 9AM - 5PM BOTH DAYS
June 30	Artist Statements due by email
July 11	Exhibition Opens. Award Results posted online
July 13	Awards Ceremony, Sunday, 2:00p.m. (location based on weather)
August 1-2	Entry Pick up 9 AM - 5 PM BOTH DAYS

The California State Fair July 11-27, 2025

The California State Fair has always been the awe-inspiring showcase of the state's finest, and ever since the first fair in 1854, California has upheld this tradition. People come from all over to witness the competition and innovation that our exhibitors produce. We continue to add new and exciting competitions to our competitive programs to showcase California's very best!

Why enter the competition?

Student Showcase recognizes the best of California youth entries. Awarded entries will be on display for the 17 days of the Fair with over 750,000 guests viewing your work! Compete for a chance to win the coveted Best of Division, Best of Show, and Golden Bear Awards.

Reminders for 2025

- Exhibitors will have the opportunity to sell their work during the Fair if chosen for display.
- Opportunity to provide an Artist Statement
- Check out our **Special Competition - Skakeboard Art (Division 680)**

- All 2-D work must be framed, but use plexiglass (no glass)
- Teachers Guide (pg 10)
- **All entries must be original work created by the entrant and cannot include any element created or significantly altered using Artificial Intelligence (AI).**

COMPETITION OVERVIEW



The Student Showcase recognizes outstanding work created by California Youth.

Who Can Enter & Entry Fee

This competition is open to all California residents 5-18 years old. There are no prerequisites for entry. Entries must have been completed within the past two years. Identical items cannot be entered into more than one Class. Up to three entries per Class may be entered by any individual. Please read all rules and regulations before entering.

Entry Fee - \$10.00 per entry (Non-refundable)

Entry Deadline

All entries must be registered online with an image of your entry uploaded, and entry fees paid, at <https://calexpos.fairwire.com> by **6:00 pm, May 15, 2025**. Late entries will not be accepted/allowed. No Exceptions!

How to Enter

1. Go to **CalExpoStateFair.com/competitions** and click on the **California Student Showcase** icon under the competitions page and follow the instructions. Use a Visa or Mastercard to pay entry fees.
 - a. Names, titles, addresses, etc. will be used **exactly** as entered for award tags and payment of award premiums. Please pay special attention to proper spelling, capitalization, full names of cities/counties, no abbreviations, and the correct mailing address.
 - b. “Descriptions” may not contain personally identifying information. List any kits, materials, and techniques, size of work (including any framing).

- c. Exhibitors may offer their work for sale. Please fill out the price section when entering online.
2. **You must upload images of your entry to complete your registration after payment of fees within ShoWorks; a box will appear with a notification.**
 - a. Click “**Upload Files**” button.
 - b. Confirm that the Class and Division across the top of the window are correct for the entry image files being submitted.
 - c. Click “**Choose File**” and choose a saved file from your computer. Click **Open**”
 - d. Confirm that the thumbnail to the right of the title is the correct photo and Click “**upload.**”
 - e. When progress bar reads “**100%**” and “**Upload Complete,**” click the “next” button.
 - f. If you have another entry, continue to upload required photos repeating steps.
 - g. When all images are uploaded, click “**Done.**”
 - h. If, after you have finished and quit, you discover you have uploaded the wrong image file(s) you can log back into “**My Account**” and select “**View/Print transactions made by the Exhibitor**” and select the “**Upload Files**” button. The second upload to entry will replace the initial image with the newly uploaded file.
3. Exhibitors will be notified if their entry is “**Accepted**” or “**Not Accepted**” by email using the submitted email address.
 - a. “**Accepted**” entries must be delivered to Cal Expo for Judging where placings will be determined (*see Calendar*). Ensure the following email address is added to your address book “**no_reply@fairjudge. com.**”

SALES INFORMATION

Entrants will have the option of placing their work for sale. When setting the price of their work, entrants are advised to take into consideration the commission, the cost of framing and/or otherwise preparing their work for display, as well as the cost of delivery of their work. **A commission of 30% of the purchase price** on each item sold will be retained. A portion of the commission will be donated to the Friends of the California State Fair Scholarship Fund. Sales tax will be charged to these sales.

The Fair will not ship purchases to buyers, and items must be picked up by the buyer after the Fair. Sale prices are submitted with the entry of each piece of artwork. No new sale price will be accepted after artwork drop off (May 30-31).

RULES & REQUIREMENTS

Entries

1. **All entries must be original work created by the entrant and cannot include any element created or significantly altered using Artificial Intelligence (AI).**
2. All entries must be appropriate for family-friendly viewing. No work depicting drug use, defamatory statements, violence, gang activity, or cult themes. Offensive or objectionable content will not be accepted at the discretion of California Fair Staff.
3. Commercially designed kits are not allowed in any Division or Class. A kit is defined as a purchased and/or pre-packaged product that provides all the materials and instructions necessary to complete that project. Items from kits may be used in original, unique designs and models created by the exhibitor.
4. The Student Showcase competition will disqualify any plagiarized work. Plagiarism is the practice of taking someone else's work or ideas and passing them off as one's own.
5. Exhibitor - supplied display walls will not be accepted. i.e., walls for kitchen cabinets, wall clocks, shelves. California State Fair staff will install accepted entries on existing building walls for display. Entries must be equipped with attachment/installation devices and instructions. Place necessary hardware in a Ziploc bag and tape to entry.
6. All projects must arrive ready for display.
7. Other than CAD or Drafting Plans, no rolled-up entries will be accepted. Rolled up projects will be disqualified. Entries must be shipped/delivered flat.
8. All 2-D entries must be framed with or without PlexiGlass and ready to hang with wire affixed to the back. **No real glass allowed.** If entries arrive without a way to hang, they will be disqualified.
9. For any work such as CAD or Drafting Plans, there must be a hanging wire, hooks, or grommets
10. Any entries with unsafe materials as deemed by the California State Fair

are not allowed. The following items are unsafe materials: liquids, oils, fuels, chemicals, or animal/ human fluids, living organisms, substrates containing living organisms, plants, food, mold, soil, flames, or highly flammable materials.

11. Batteries larger than 9V must be disconnected & taped off to meet fire marshal standards for display.

Disclaimers

1. Insurance is the responsibility of the exhibitor. The California State Fair does not ensure exhibits and is not responsible for any loss, damage, or theft of entries.
2. Photographs are taken in the California Students Showcase Building during the Fair. These photographs are used for publicity purposes and archives. By submitting your entry, exhibitors are giving the California State Fair permission to use such photographs at their discretion without compensation to, or prior approval from, the exhibitor.
- 3. If there are fewer than three (3) entries in a Division or Class, these entries, though dissimilar, will be awarded and judged as one Class. First, second, and third place, and Best of Division will be awarded, entries will still be eligible for Best of Show.**

Example: Division received only one entry in each Class. These three entries will be combined as a Division and awarded 1st, 2nd, and 3rd and Best of Division.

Teachers Guide

Teachers may enter for their students; however, students should be a part of the entry process. Part of the Student Showcase experience is for students to learn how they would enter competitions and shows in the future and become part of the art community. This guide provides tips making the entry process smoother for teachers and schools entering the competition.

- Please enter all artwork under the student's name. Do not use the school's name in place of a first and/or last name. We want to be able to recognize each student who has artwork in the building.
- The student's correct name and address is required to pay out any premiums or any artwork sales that the student may make.
- Please enter your school into the field for "School" when submitting each entry.
- **TO AVOID UNNECESSARY DELAYS FOR YOU AND OTHERS, IF YOU**

ARE DROPPING OFF MORE THAN 10 ENTRIES, PLEASE HAVE THEM ORGANIZED BY CLASS, DIVISION, AND ALPHABETIZED. A LARGE NUMBER OF ENTRIES FROM ONE GROUP MAY BE SLOW BASED ON FAIR STAFF AVAILABILITY. PLEASE CONTACT THE STUDENT SHOWCASE COORDINATOR WITH AN ANTICIPATED ARRIVAL TIME TO ENABLE THE FAIR TO HAVE ADEQUATE STAFF AVAILABLE.

- You, as the teacher/representative, are responsible for providing student information. This allows State Fair Staff to confirm that you are both checking in and picking up the artwork of your students and your students only. You have a few options for this:
- WHEN DROPPING OFF OR PICKING UP, teachers need to come with a list of all student's artwork. The California State Fair staff will not keep a list of artwork that belongs to each school group. Have the receipt from the confirmation of entries; this is emailed to you as soon as the entry process is complete.
- If your students entered themselves, you may collect their conformation receipts and bring those for drop off.
- State Fair Admission tickets are available to be picked up on Drop Off dates.
- For students who do not drop off their own entries, tickets will be given to the teacher/representative for distribution.
- WOODWORKING TEACHERS: Please note we have removed the size and weight restrictions for the woodworking division. Students are encouraged to enter up to three projects.
- ITEMS MUST NOT BE DUPLICATES.

Photographing Your Entry for the California State Fair

Fill the Frame

Get as close to your artwork as possible. Make sure only your artwork fills the entire frame.



DO NOT Include Background Items

For 3-D items, use draped fabric for a neutral background. Include frame only if considered part of the artwork.



Shoot Straight

Stand your art up straight and take your photo at the same level as your artwork.



Use Natural Light

Outdoor light gives the best results. A flash may reflect off of smooth surfaces or make your image look flat.



Focus

Make sure your photo is in focus.





3-D Entries

Photograph 3-D entries from 3 different angles to show every detail.



Photographs & Graphic Arts

Convert the original image file to a 6MB .jpeg, .gif, .bmp, .png, or .tiff file.



Square It Up!

Objects look rounded when photographed too close. Back up, retake the shot, & crop image.




OTHER TIPS

- ✔ Digital images must be an accurate representation of the artwork. Misrepresented entries will be disqualified and not exhibited.
- ✔ If the artwork is already framed, take it out of the frame if possible to photograph it.
- ✔ Do not caption or “watermark” the digital image.
- ✔ Photo maximum file size: 7MB If the file size is larger, use a photo editing program to resize file. Free programs available: Microsoft Image Resizer, Microsoft Photo Editor, Picasa, Infranview, Photoscape, and others.
- ✔ Save images in RGB only.

Preparing Your Entry for Delivery

2-Dimensional Work: Please note all 2-D entries must have a hanging wire or hooks on the back. This applies to mounted on mat or foam board as well as framed entries. All 2-D work must have a stiff backing, no loose papers. Please see sample image to the right. Do not affix any adhesives such as Velcro, sticky tape, sticky tabs, etc. These methods are unsafe and will not be used. Framed entries may use PlexiGlass, no real glass. If your entry is not properly mounted or framed with hanging wire or hooks, it will be disqualified.



All entries: Must have their entry tag affixed to the back of their work or bottom (for 3-dimensional work). Your tag will be emailed to you.

About the Artist Statement

Exhibitors may write an “About the Artist” statement. Artist’s Statement is optional. The “About the Artist” statement should tell the Fair guests about the artist and/or their accepted work(s).

Requirements:

- No longer than one (1) page.
- All submissions must be in a Microsoft Word document.
- Arial 12 font.
- Have a parent or legal guardian proof your writing and to make sure no sensitive information is present. DO NOT INCLUDE the students’ phone number, address, or other personal contact information. When you e-mail your submission have the title read: Exhibitor Name, Competition, Artist Statement.

The statements will be displayed in a binder located at the Student Showcase information desk. Your statement may be edited for length or continuity. Artist’s statements will be made available to the public during the exhibition and exhibitors are reminded not to include private or confidential information in this document. Artist’s Statement should be emailed to competitions@calexpo.com by June 30, 2025. Submission of these documents is optional, but artists are encouraged to provide them.

DELIVERY, SHIPPING, & PICK UP

Hand Delivery:

1. Hand deliver **“Accepted”** entries to Cal Expo Fairgrounds, **Expo Center, Building #8** on **Friday, May 30 or Saturday, May 31, 2025, 9 am - 5 pm.**
2. **Directions to Expo Center, Building #8:** Enter Cal Expo Fairgrounds via Gate 12 at Ethan and Hurley Way and follow the access road past waterpark, turn right at stop sign. Expo Center is the set of concrete buildings directly ahead. There will be signs throughout Expo grounds.
3. Park behind Expo Center Buildings or facing the waterpark. Student Showcase entries should be delivered to Expo Center, Building #8. After notifying Fair staff, large items can be delivered by driving straight up to doors.
4. Exhibitors are responsible for the unloading and loading their items. If entry size and bulk requires special equipment for unloading, please contact the Student Showcase Coordinator prior to dropoff, if possible.
5. An entry tag will be emailed for all accepted entries. Please print this tag and affix it to the back of projects. For 3D items, please affix it to a suitable surface.
6. There will be no acceptance of entries without an entry tag! No exceptions!
7. Entries delivered must be the original and accurate representation to media uploads submitted at time of entry.
8. While care and diligence will be exercised in the course of receiving, handling, and display of entries, the California State Fair is not responsible for any entries, nor are we responsible for entries that are not received by the deadline, do not conform to rules, problems due to a computer or electronic malfunction, or any other reason.

Pick-up:

9. Post Fair, pick-up all entries from Expo Center, Building #8 on **Friday, August 1, or Saturday, August 2, 2025, 9 am - 5 pm both days. Please have your claim check!**
10. Exhibitors unable to pick up hand-delivered entries must provide a box upon drop off with the California State Fair shipping form and pre-paid shipping label to have their entries shipped back to them. Shipping forms

are available online at CalExpoStateFair.com/competitions.

11. **All entries not picked up by September 1, 2025, will be considered abandoned and will be recycled or donated.**

Shipped Entries:

1. Shipped entries must arrive no later than Friday, May 30, 2025, at the Cal Expo. Entries arriving after the delivery deadline will not be judged or displayed.
2. All shipped entries must be accompanied by a Shipping Form available online at CalExpoStateFair.com/competitions and entry tag. Shipments missing this form will not be returned.

Mail or ship **“Accepted”** entries to:

California Student Showcase Competition

California State Fair
Administration Building
1600 Exposition Blvd.
Sacramento, CA 95815

3. Exhibitors assume all responsibility for the condition of their entry and the quality of the shipping containers. Shipping insurance is the responsibility of the exhibitor.
4. Mailed or shipped entries will be returned insured based on the insurance value indicated on the shipping form. If no insurance value is listed, the entry will be returned uninsured.
5. Although the State Fair excersizes due dilligence when packing and shipping your items for return, we suggest entries be insured. This insurance needs to be pre-purchased and included with the shipping label(s) sent with your items and shipping form.
6. Shipping containers must be reusable for return shipping purposes. The Fair will not provide any additional packing material.
7. Return shipping costs are the responsibility of the entrant. Return shipping options: Prepaid shipping label, UPS, or FedEx account number.
8. Shipped or mailed entries will be packed and returned after the Fair.
9. The California State Fair and its officers shall not be responsible for accidents or losses that may occur to any of the projects at the State Fair, or during shipping, and exhibitors shall hold the State Fair and its officers harmless and indemnify them against any legal proceedings arising from such accident or loss.

JUDGING

American System of Judging

Each entry in a Division/Class is judged in comparison to the other entries in the Division/Class. Entries are placed first, second, third, etc. according to relative merit. There will be no more than one first, second, third, etc. per Class. All entries in Class 1 in any Student Showcase Division (ages 5-9) will receive an honorary award, and all entries from this Class across all Divisions will be displayed as space allows.

Online Judging

Judges will review all submitted media files. Exhibitors will receive an email notifying them if their entry has been accepted or not selected. Ensure the following email addresses are added to your address book “**no_reply@fairjudge.com**” and “StudentShowcase@calexpo.com” and/or check your SPAM folders. Accepted entries must be delivered or shipped to Cal Expo (**see *Calendar and Delivery & Shipping information***). Entrants with not selected items are encouraged to compete again next year.

Onsite Judging

Judges will evaluate accepted entries based on the judging criteria for each Division. Supplemental materials (required or desired, see Division information) will be reviewed at this time.

Best of Division and Best of Show will be determined during onsite judging. Scorecards will not be provided for entries and judging comments will be made and provided at the judges’ discretion.

Judging Criteria

- Composition
- Originality
- Presentation
- Technical Quality
- Ready for Display



AWARDS

STATE FAIR ACCOLADES

Best of Show	\$100, State Fair Rosette, and Golden Bear Trophy
Best of Division	\$50, State Fair Rosette
First Place.....	\$30 and State Fair Ribbon
Second Place	\$20 and State Fair Ribbon
Third Place	\$10 and State Fair Ribbon
Honorable Mention.....	State Fair Ribbon
Class 1 (5-9 year old) Honorary Award.....	State Fair Ribbon

CREDENTIAL ADMISSION INFORMATION

1. Each exhibitor having one or more of their entries accepted for display shall receive a maximum of two (2) complimentary General Admission tickets.
2. Admission tickets will be available for pick up during entry drop off.

AWARD DISTRIBUTION

3. All premiums and cash prizes will be mailed after the close of the California State Fair to recipient's address used upon registration.
4. Ribbons and trophy will be presented at the awards ceremony on July 13th in Expo Center, location based on weather. For those entrants not able to attend, ribbons will be available for pick up during pick up dates or mailed with shipped/returned entries after the Fair. See calendar for entry pick up & shipping dates.
5. Entries submitted as a team will receive one (1) award per entry.



DONOR AWARDS 2025

*This page will be updated as sponsors and donors are identified.

*This page will be updated as sponsors and donors are identified.

DIVISIONS & CLASSES

Please select the appropriate class using the age of entrant as of January 1, 2025.

Entry Fee - \$10.00 per entry

600 – Drawing

Class 1: Ages 5-9

Class 2: Ages 10-12

Class 3: Ages 13-15

Class 4: Ages 16-18

605 – Mixed Media

Class 1: Ages 5-9

Class 2: Ages 10-12

Class 3: Ages 13-15

Class 4: Ages 16-18

610 – Painting

Class 1: Ages 5-9

Class 2: Ages 10-12

Class 3: Ages 13-15

Class 4: Ages 16-18

615 – Digital Art

Class 1: Ages 5-9

Class 2: Ages 10-12

Class 3: Ages 13-15

Class 4: Ages 16-18

620 – Photography

Class 1: Ages 5-9

Class 2: Ages 10-12

Class 3: Ages 13-15

Class 4: Ages 16-18

625 – 3-D Artworks

Class 1: Ages 5-9

Class 2: Ages 10-12

Class 3: Ages 13-15

Class 4: Ages 16-18

630 – Ceramics

Class 1: Ages 5-9

Class 2: Ages 10-12

Class 3: Ages 13-15

Class 4: Ages 16-18

635 – Paper Crafts

Class 1: Ages 5-9

Class 2: Ages 10-12

Class 3: Ages 13-15

Class 4: Ages 16-18

636 – Origami

Class 1: Ages 5-9

Class 2: Ages 10-12

Class 3: Ages 13-15

Class 4: Ages 16-18

640 – Sewing, Fabric, Textiles

Class 1: Ages 5-9

Class 2: Ages 10-12

Class 3: Ages 13-15

Class 4: Ages 16-18

645 – Knitting, Crochet, Needlework

Class 1: Ages 5-9

Class 2: Ages 10-12

Class 3: Ages 13-15

Class 4: Ages 16-18

650 – Quilts, Blankets, Throws

Class 1: Ages 5-9

Class 2: Ages 10-12

Class 3: Ages 13-15

Class 4: Ages 16-18

655 – Woodworking

Class 1: Ages 5-9

Class 2: Ages 10-12

Class 3: Ages 13-15

Class 4: Ages 16-18

660– Any Other Art or Crafts

Class 1: Ages 5-9

Class 2: Ages 10-12

Class 3: Ages 13-15

Class 4: Ages 16-18

665 – Drafting - Architectural

Class 1: All Ages 5-18

670 – Drafting - Mechanical

Class 1: All Ages 5-18

675 – Engineering - CAD Pictorial or Rendering

Class 1: All Ages 5-18

680 - Special Contest - Skateboard Art

Class 1: Ages 5-9

Class 2: Ages 10-12

Class 3: Ages 13-15

Class 4: Ages 16-18



DIVISIONS DEFINITIONS

600 - Drawing

A dry medium such as pastels, charcoal, pen, pencil, scratchboard, or other drawing instrument applied on a suitable support. To protect your artwork for display, we recommend using a fixative or framing with use of Plexiglas (glass prohibited).

Media upload required: 1 photo (per entry)

605 - Mixed Media

Use of two or more obviously different media on a suitable support. When registering, please list types of media used in the description field.

Media upload required: 1 photo (per entry)

610 - Painting

Wet mediums such as oil, acrylic, gouache, watercolor, etc., applied with brush or painting instrument on a suitable support. When registering, please list types of media used in the description field.

Media upload required: 1 photo (per entry)

615 - Digital Art

Visual art or design produced by the use of a computer for creative or commercial purpose. Examples: logos, flyers, posters, billboards, print ads, web pages, websites, social media campaigns, animations, illustrations, yearbooks, t-shirt designs, etc. Accepted entry must be mounted on stiff backing with hanging wire affixed to back to be ready to display.

Media upload required: Photos or PDF (per entry)

620 - Photography

Photographs can be color or black and white. Photographs may include, but are not limited to, the following subjects, which must all be family friendly: Action, Abstract, Animals, Architecture, Black and White, Digital manipulation, Fair, Food, Landscape, Night photography, Nature, People, Transportation, and any other, etc. Please note accepted photography entries must be framed or have stiff backing with a hanging wire affixed to the back to be considered ready for display.

Media upload required: 1 Photo (per entry)

625 – 3-D Artwork

Any visual form that is 3-Dimensional. Examples: blown glass, papermache, puzzle, room box, diorama, model.

Media upload required: 3 photos (per entry)

630 – Ceramics

Any work constructed using clay, glazed or painted, then fired.

Media upload required: 3 photos (per entry)

635 – Paper Crafts

Any item consisting primarily of paper: (may include embellishments), scrapbook pages, stamping, quilling, collage.

Media upload required: 1 photo (per entry)

636 – Origami

Any Japanese art of paper folded into various shapes and designs.

Include number of papers used in description. If not original design, must give original designer credit.

Media upload required: 2 photos (per entry)

640 – Sewing, Fabric, Textiles

Any article made of cloth either sewn, laced, or otherwise constructed. May also include fabric or textiles of any type made by looming or weaving.

Media upload required: 3 photos (per entry)

645 – Knitting, Crochet, Needlework

Any item or garment made with yarn or other fiber and needlework such as needlepoint, needle felting, embroidery, tatting, or lace.

Media upload required: 3 photos (per entry)

650 – Quilts, Blankets, Throws

A quilt of any size or technique (pieced, applique, fused, etc.) that can be used as a blanket or bed cover.

Media upload required: 3 photos (per entry)

655 – Woodworking

Examples of projects include boxes, figures, small furniture, musical instruments, skateboards, puzzles, etc.

If your entry is a skateboard, you should consider entering in this year's Special

Competition - Skateboard Art (see Division 725 below)

Media upload required: 3 photos (per entry)

660 - Any Other Art or Crafts

Review all divisions, if there is not one that defines your project, submit here. Include any supplemental materials to describe function for judging purposes.

Media upload any of the following: Images, PDF, or Youtube Link

OR Media upload required: 3 photos (per entry)

665 - Drafting - Architectural

Architectural rendering, full set of documents with details and schedules as they would be presented for county building permits. May be hand-drawn or use of computer software.

Media upload required: PDF.

670 - Drafting - Mechanical

Mechanical rendering, dimensioned drawings must include orthographic projections, isometric, auxiliary assembly, conceptual and perspective. Non-dimensioned must include isometric, oblique, perspective, and assembly/exploded views (animated or still).

Media upload required: PDF.

675 - Engineering - CAD Pictorial or Rendering

Computer animated drawing pictorials or renderings providing a basic overview of a project. No drafting plans are required for this Division.

Media upload required: PDF.

680 - Special Competition - Skateboard Art

Deck only! No trucks, wheels, bearings, kingpins, etc. Entries with other than deck only will be disqualified.

Media Upload Required : 3 photos (per entry)

2025 GENERAL RULES

CLICK LINK OR SCAN QR CODE TO VIEW GENERAL RULES ONLINE:

<https://calexpostatefair.com/wp-content/uploads/2025/01/25-General-Rules.pdf>

